

**從課室到社會永續：教學實踐與跨域創新研討會**  
**Classroom to Social Sustainability: Teaching Practice and Interdisciplinary Innovation Conference,**  
**2024 TPIIC CFP**

**論文摘要徵稿須知**

**壹、目的**

為增進教師展現創新教學、跨域素養教育、跨科技智能應用及有關教學實踐研究、大學社會責任議題推動成果，特規劃實務分享交流園地，邀請全國大專校院教師參與，期藉以各學門領域教師分享教學與實務研究特色成果，與會教師激盪出多元的教學設計想法，著手革新課程教學實務，帶動提升學生學習成效。

**貳、辦理單位**

指導單位：教育部

主辦單位：東吳大學教學資源中心

**參、徵稿主題範疇及投稿須知**

**一、徵稿範疇：**

舉凡教師教學社群推動、跨域素養培育、跨科技智能融入、創新教學策略、虛實整合教學設計、教學實踐研究或大學社會責任實踐等相關學術議題均歡迎投稿。

**二、投稿須知：**

本研討會徵集論文摘要，投稿內容須尚未發表及出版；經審查接受之稿件，不接受修改論文題目，將在活動結束後，線上展示會後論文摘要集，請務必依照本研討會規範格式撰寫。

(一) 請於 112 年 10 月 10 日（星期二）前，使用 EasyChair 線上投審稿系統投稿論文摘要（請勿上傳論文全文），非公告徵稿期間恕不受理。

1. EasyChair 投稿連結：<https://easychair.org/conferences/?conf=2024tpiic>
2. [EasyChair 線上投稿系統操作說明](#)

(二) 論文摘要格式規範：

1. 論文摘要內容應包含背景、目的、方法、結果與結論（中文或英文），至多不超過 2,000 字。
2. 紙張、邊界及行距：A4 紙張、上下左右邊界均為 2cm、單行間距。
3. 字型：中文使用標楷體、英文及數字使用 Time New Roman。
4. 字級與段落：
  - (1) 論文題目：18 級字、粗體、置中。
  - (2) 作者資料：12 級字、標準字、置中，包含作者姓名、任職單位及聯絡人 Email。
  - (3) [摘要]標題：14 級字、粗體、置中，與前後段距離 0.5 行。
  - (4) [摘要]內文：12 級字、左右對齊、標準字，每段第一行內縮兩字。
  - (5) 關鍵字：12 級字，標準字，靠左對齊，與前段距離 1 行，關鍵字 3 到 5 個。
5. 投稿方式：請以 Microsoft Office Word 格式製作，匯出為 PDF 檔案上傳。
6. 檢附 [論文摘要編寫格式](#)。

### 三、重要日程：

- (一) EasyChair 線上投稿截止：112 年 10 月 10 日（星期二）
- (二) 論文摘要錄取通知：112 年 11 月 20 日（星期一）
- (三) 論文摘要完稿及著作授權同意書上傳截止日：112 年 11 月 30 日（星期四）
- (四) 研討會報名截止日：即日起至 112 年 12 月 27 日（星期三）

### 肆、研討會日期及地點

- 一、日期：113 年 1 月 10 日（星期三）
- 二、地點：東吳大學城中校區五大樓 2 樓 5211 會議室

### 伍、活動網址及報名連結

- 一、活動網址：  
<https://2024conf.my.canva.site>
- 二、報名表連結：  
<https://reurl.cc/ed8WQM>

### 陸、參加對象

全國各大專校院教師及對於發表會議題有興趣者。

### 柒、聯絡方式

東吳大學教學資源中心教師教學發展組 林 珊  
電話：02-2881-9471 分機 5812  
E-mail：td@scu.edu.tw

## 論文題目（標楷體，粗黑，18級字，置中）

\*作者一、\*\*作者二（標楷體，12級字，置中）

\*作者一服務單位（標楷體，12級字，置中）

\*\*作者二服務單位（標楷體，12級字，置中）

\*\*連絡人Email（12級字，置中）

## 摘要（標楷體，粗黑，14級字，置中）

內文（12級字、左右對齊、標準字，每段第一行內縮兩字）

關鍵字：（關鍵字3-5個，12級字，靠左對齊，與前段距離1行）

**從課室到社會永續：教學實踐與跨域創新研討會**  
**Classroom to Social Sustainability: Teaching Practice and Interdisciplinary Innovation Conference,**  
**2024 TPIIC CFP**

EasyChair 線上投稿系統操作說明

◎本研討會使用 EasyChair 線上投稿系統

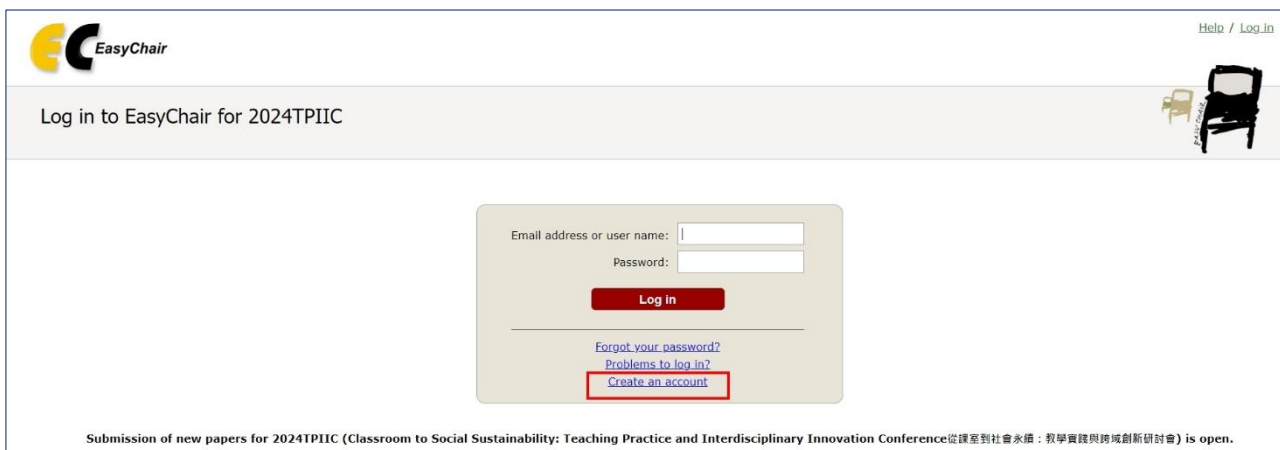
- ◆ 投稿連結：<https://easychair.org/conferences/?conf=2024tpiic>

◎EasyChair 線上投稿系統操作指引

- ◆ [註冊帳號](#)
- ◆ [投稿](#)
- ◆ [查看/修改/更新/刪除](#)

# 註冊帳號

## 步驟 1：點選 [Create an account](#)



EasyChair

Help / Log in

Log in to EasyChair for 2024TPIIC

Email address or user name:

Password:

[Log in](#)

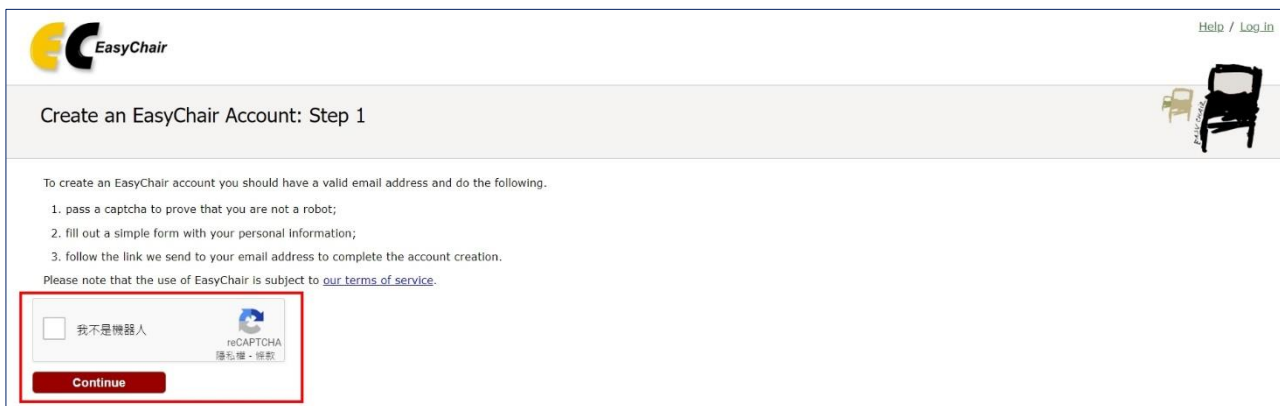
[Forgot your password?](#)

[Problems to log in?](#)

[Create an account](#)

Submission of new papers for 2024TPIIC (Classroom to Social Sustainability: Teaching Practice and Interdisciplinary Innovation Conference 從課堂到社會永續：教學實踐與跨域創新研討會) is open.

## 步驟 2：勾選 [我不是機器人](#)、[Continue](#)



EasyChair

Help / Log in

Create an EasyChair Account: Step 1

To create an EasyChair account you should have a valid email address and do the following.

1. pass a captcha to prove that you are not a robot;
2. fill out a simple form with your personal information;
3. follow the link we send to your email address to complete the account creation.

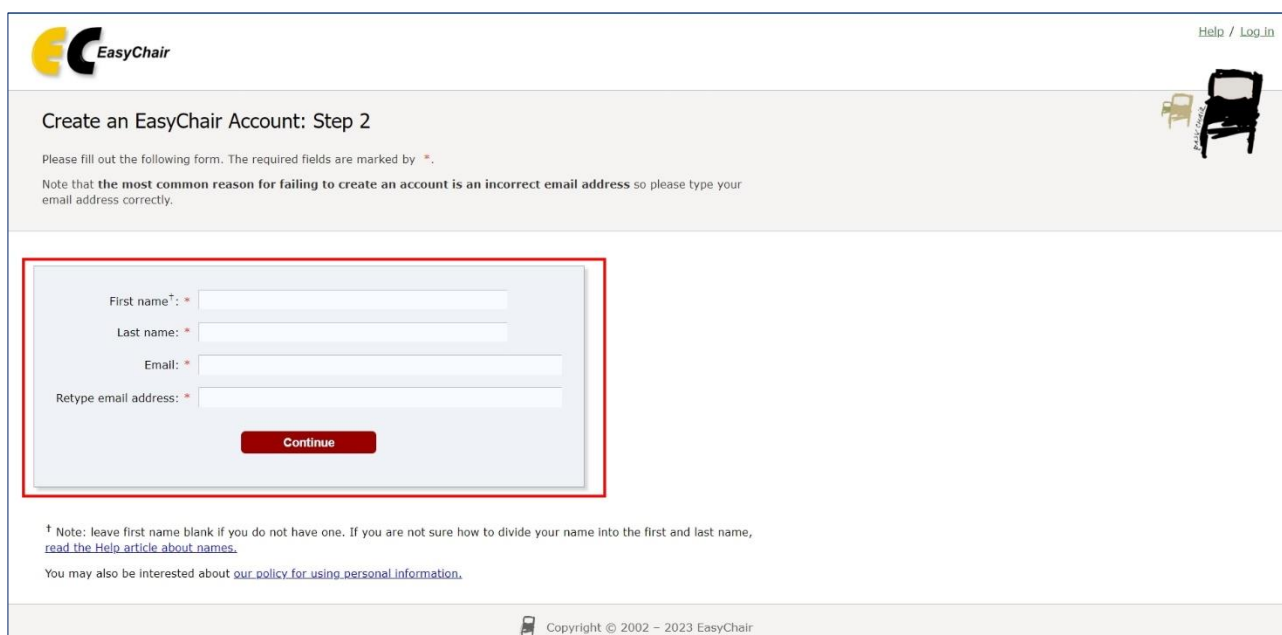
Please note that the use of EasyChair is subject to [our terms of service](#).

我不是機器人

reCAPTCHA  
隱私權 - 條款

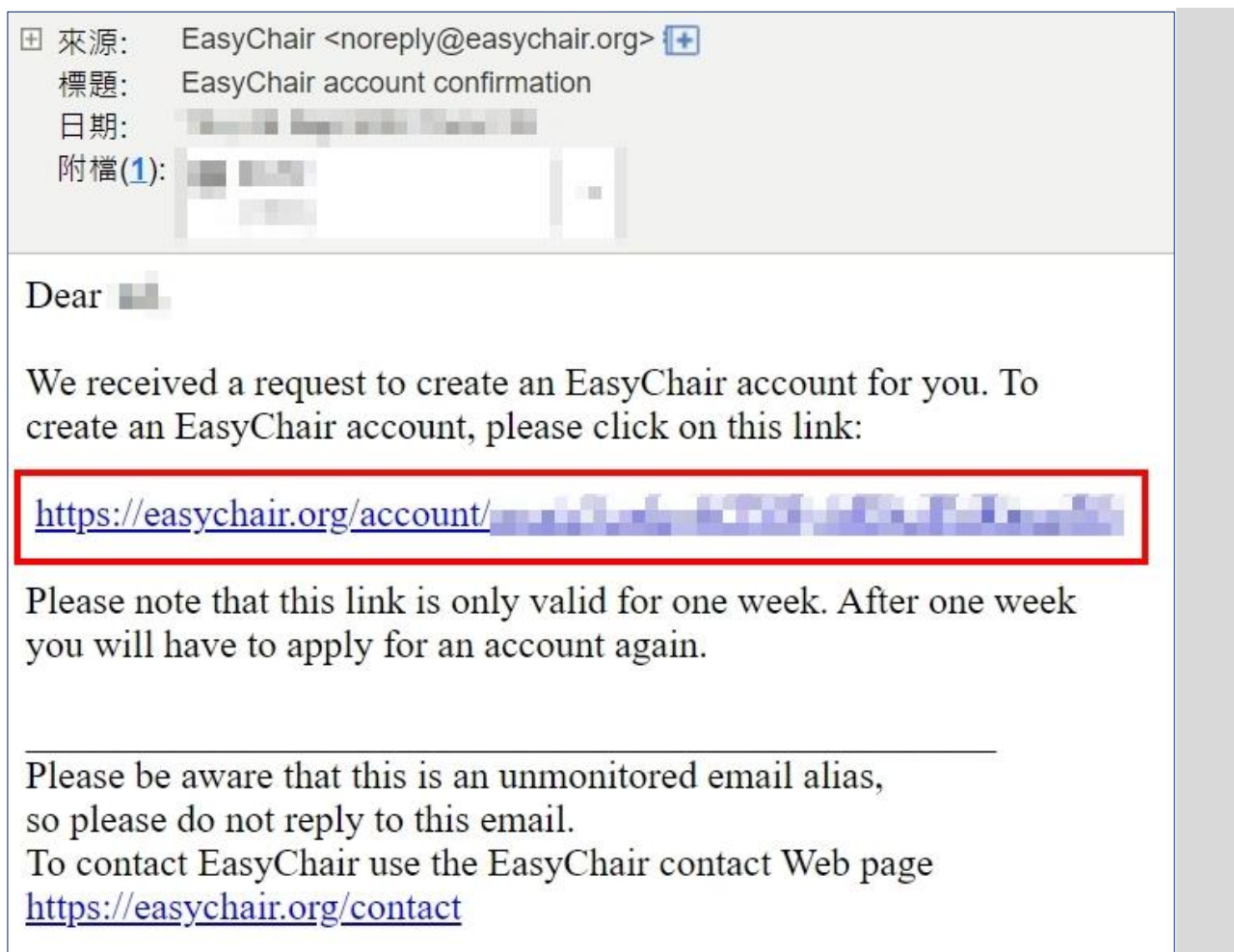
[Continue](#)

### 步驟 3：輸入中文姓名、Email、Continue



The screenshot shows the EasyChair website's account creation interface. At the top left is the EasyChair logo, and at the top right are links for 'Hello / Log In'. The main heading is 'Create an EasyChair Account: Step 2'. Below this, a note states: 'Please fill out the following form. The required fields are marked by \*.' A further note says: 'Note that the most common reason for failing to create an account is an incorrect email address so please type your email address correctly.' The form itself is enclosed in a red box and contains four input fields: 'First name\*', 'Last name\*', 'Email\*', and 'Retype email address:'. A red 'Continue' button is positioned below the fields. At the bottom of the page, there is a small note: '† Note: leave first name blank if you do not have one. If you are not sure how to divide your name into the first and last name, read the Help article about names.' and a link to 'You may also be interested about our policy for using personal information.' The footer contains 'Copyright © 2002 – 2023 EasyChair'.

### 步驟 4：移至註冊的 Email 信箱，開啟 EasyChair 郵件、點選驗證連結



**步驟 5：**於驗證連結中，輸入**個人中文基本資料**

**步驟 6：**輸入**註冊者 User name、Password、Create my account**，即完成註冊。

# 投稿

**步驟 1：**點選本研討會投稿連結 <https://easychair.org/conferences/?conf=2024tpiic>，登入

EasyChair > 點選 Author 單元 **make a new submission**

The screenshot shows the EasyChair website interface. At the top left is the 'My EasyChair' logo. At the top right is the 'VCS EasyChair' logo and a 'Help / Log out' link. Below the logos is a navigation bar with links for 'Conferences', 'CFP', 'VCS', 'Preprints', 'Slides', 'Alerts', and 'EasyChair'. The main content area displays the conference title: '2024TPiIC (Classroom to Social Sustainability: Teaching Practice and Interdisciplinary Innovation Conference從課室到社會永續：教學實踐與跨域創新研討會)'. Below the title, it states 'You are logged in to 2024TPiIC (Classroom to Social Sustainability: Teaching Practice and Interdisciplinary Innovation Conference從課室到社會永續：教學實踐與跨域創新研討會)'. A message says 'Use the links below to access 2024TPiIC.' There are several menu items, with 'Author' highlighted in a red box, and a sub-item 'make a new submission' listed under it. At the bottom of the page, there is a footer with a printer icon and the text 'Copyright © 2002 – 2023 EasyChair'.



## 步驟 2-1：輸入作者資訊（至少勾選 1 名通訊作者，以接收稿件相關通知）

### Author Information

For each author please fill out the form below. Some items on the form are explained here:

- **Email address** will only be used for communication with the authors. It will not appear in public Web pages of this conference. The email address can be omitted for not corresponding authors. These authors will also have no access to the submission page.
- **Web page** can be used on the conference Web pages, for example, for making the program. It should be a Web page of the author, not the Web page of her or his organization.
- Each author marked as a **corresponding author** will receive email messages from the system about this submission. There must be at least one corresponding author.

**Author 1** ([click here to add yourself](#)) ([click here to add an associate](#))

First name <sup>†</sup> : *	<input type="text"/>
Last name: *	<input type="text"/>
Email: *	<input type="text"/>
Country/region: *	<input type="text" value="v"/>
Affiliation: *	<input type="text"/>
Web page:	<input type="text"/>

corresponding author

## 步驟 2-2：輸入論文題目、摘要

\*擇定一種語文撰寫論文題目、摘要、關鍵字

\*中文稿件統一中文撰寫、英文稿件統一英文撰寫

### Title and Abstract

The title and the abstract should be entered as plain text, they should not contain HTML elements.

Title: *	<input type="text"/>
Abstract: *	<input type="text"/>

**步驟 2-3：**輸入**關鍵字**（3-5 組關鍵字，每一列 1 組關鍵字）

**Keywords**

Type a list of keywords (also known as key phrases or key terms), **one per line** to characterize your submission. You should specify at least three keywords.

Keywords: \*

**步驟 2-4：**上傳**論文摘要 pdf 檔案** > 點選 **Submit**

**Files**

The following part of the submission form was added by 2024TPIIC. It has neither been checked nor endorsed by EasyChair

---

**Paper.** Upload your paper. The paper must be in PDF format (file extension .pdf)

未選擇任何檔案

**Ready?**

If you filled out the form, press the 'Submit' button below. **Do not press the button twice: uploading may take time!**

步驟 3：出現「The submission has been saved!」畫面，完成投稿

The screenshot shows the '2024TPIIC (author)' interface. At the top, there is a navigation bar with 'New Submission', 'Submission 1', 'Conference', 'News', 'Alerts', and 'EasyChair'. The main content area is titled '2024TPIIC Submission 1' and contains a confirmation message: 'The submission has been saved!'. Below this, there is a table for 'Submission 1' and an 'Authors' table.

Submission 1	
Title	
Paper:	(Sep 12, 07:35 GMT)
Author keywords	
Abstract	
Submitted	Sep 12, 07:35 GMT
Last update	

Authors						
first name	last name	email	country	affiliation	Web page	corresponding?
						✓

# 查看/修改/更新/刪除

\*選擇欲作業論文編號，點選視窗右上

2024TPIIC (author) [Help / Log out](#)

New Submission Submission 1 Conference [News](#) [Alerts](#) EasyChair

2024TPIIC Submission 1

The submission has been saved!

Submission 1	
Title	TEST A
Paper:	(Sep 12, 07:35 GMT)
Author keywords	music pop papin
Abstract	TEST Abstract
Submitted	Sep 12, 07:35 GMT
Last update	

Authors						
first name	last name	email	country	affiliation	Web page	corresponding?
C	T	td@scu.edu.tw	Taiwan	Schoow University		✓

Update information  
Update authors  
Update file

\*以「修改稿件」重新上傳為例，點選 [Update file](#) > 選擇檔案，上傳 [論文摘要 pdf 檔案](#) > 點選 [Submit](#)

2024TPIIC (author)

New Submission Submission 1 Conference [News](#) [Alerts](#) EasyChair

## Update a File for Submission 1

Use the form below to **upload or update** a file for your submission.  
To **delete** the file, use the rightmost column.

File	Admissible file extensions	Current version	Delete
<b>Paper.</b> Upload your paper. The paper must be in PDF format (file extension .pdf) 選擇檔案 未選擇任何檔案	PDF (extension pdf)		

Submit